


BALANCE ENERGÉTICO 2006



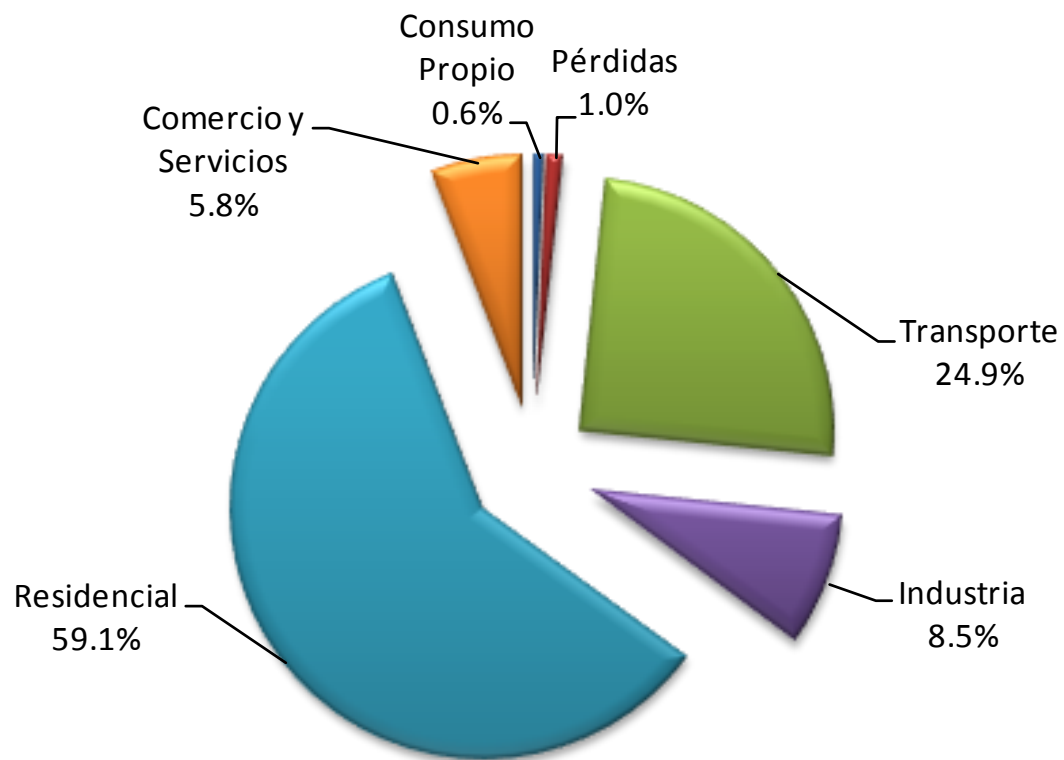
Dirección General de Energía
www.mem.gob.gt
(502) 2419 6363

BALANCE ENERGÉTICO DE GUATEMALA, AÑO 2006

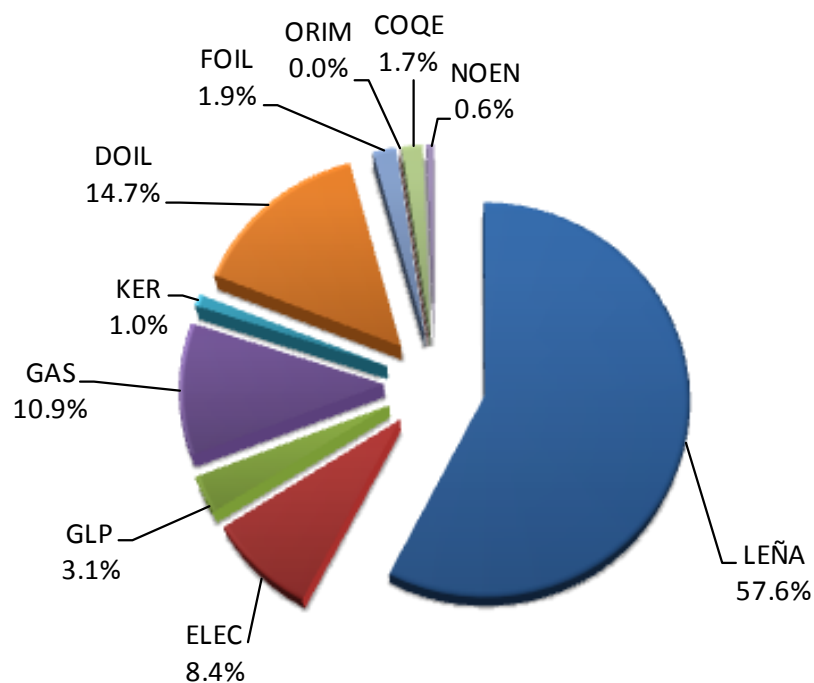
| ACTIVIDADES | PETR | CRBN | HYDR | GEOE | LEÑA | BCAÑ | Total Primarias | ELEC | GLP | GAS | KER | DOIL | FOIL | ORIM | COQE | NOEN | Total Derivados de Petróleo | Total Secundarias | TOTAL | |
|-----------------------------|----------------|------------------|------------------|------------------|------------------|------------------|-------------------|-----------------|-----------------|-----------------|---------------|-----------------|------------------|----------------|-----------------|---------------|-----------------------------|-------------------|------------------|-----------|
| Producción | 5,851.03 | 0.00 | 2,557.75 | 1,011.36 | 34,462.09 | 3,980.62 | 47,862.85 | 0.00 | 0.00 | 0.00 | 0.00 | 0.00 | 0.00 | 0.00 | 0.00 | 0.00 | 0.00 | 0.00 | 0.00 | 47,862.85 |
| Importación | 0.00 | 1,354.05 | 0.00 | 0.00 | 0.00 | 0.00 | 1,354.05 | 5.21 | 2,381.56 | 6,658.63 | 576.08 | 8,868.64 | 5,158.47 | 334.09 | 1,064.98 | 104.54 | 25,147.00 | 25,152.20 | 26,506.25 | |
| Exportación | 5,577.87 | 0.00 | 0.00 | 0.00 | 0.00 | 0.00 | 5,577.87 | 54.67 | 457.67 | 83.63 | 0.00 | 405.20 | 3.79 | 1.72 | 0.00 | 81.52 | 1,033.53 | 1,088.20 | 6,666.07 | |
| Variación Inventario | 195.57 | 807.07 | 0.00 | 0.00 | 0.00 | 0.00 | 1,002.64 | 0.00 | -58.33 | -54.50 | -3.27 | 194.58 | -37.76 | 204.58 | -51.82 | 88.02 | 281.52 | 281.52 | 1,284.15 | |
| OFERTA TOTAL | 468.73 | 2,161.12 | 2,557.75 | 1,011.36 | 34,462.09 | 3,980.62 | 44,641.67 | -49.46 | 1,865.57 | 6,520.50 | 572.81 | 8,658.02 | 5,116.92 | 536.95 | 1,013.16 | 111.05 | 24,394.98 | 24,345.52 | 68,987.19 | |
| Refinerías | -468.73 | 0.00 | 0.00 | 0.00 | 0.00 | 0.00 | -468.73 | 0.00 | 0.00 | 4.47 | 4.94 | 165.17 | 0.00 | 0.00 | 0.00 | 269.95 | 444.53 | 444.53 | -24.19 | |
| Centrales Eléctricas | 0.00 | -2,161.12 | -2,539.29 | -1,011.36 | 0.00 | -2,755.78 | -8,467.55 | 4,803.06 | 0.00 | 0.00 | 0.00 | -19.53 | -3,649.63 | -536.95 | 0.00 | 0.00 | -4,206.11 | 596.94 | -7,870.60 | |
| Autoprodutores | 0.00 | 0.00 | -18.46 | 0.00 | 0.00 | -1,224.84 | -1,243.30 | 254.61 | 0.00 | 0.00 | 0.00 | 0.00 | -324.38 | 0.00 | 0.00 | 0.00 | -324.38 | -69.77 | -1,313.07 | |
| TOTAL TRANSFORMACION | -468.73 | -2,161.12 | -2,557.75 | -1,011.36 | 0.00 | -3,980.62 | -10,179.58 | 5,057.67 | 0.00 | 4.47 | 4.94 | 145.64 | -3,974.01 | -536.95 | 0.00 | 269.95 | -4,085.96 | 971.71 | -9,207.86 | |
| Consumo Propio | 0.00 | 0.00 | 0.00 | 0.00 | 0.00 | 0.00 | 0.00 | 178.64 | 0.00 | 4.47 | 4.94 | 165.17 | 0.00 | 0.00 | 0.00 | 0.00 | 174.58 | 353.22 | 353.22 | |
| Pérdidas | 0.00 | 0.00 | 0.00 | 0.00 | 0.00 | 0.00 | 0.00 | 622.16 | 0.00 | 0.00 | 0.00 | 0.00 | 0.00 | 0.00 | 0.00 | 0.00 | 0.00 | 622.16 | 622.16 | |
| Ajuste | 0.00 | 0.00 | 0.00 | 0.00 | 0.00 | 0.00 | 0.00 | 0.00 | 0.00 | 0.00 | 0.00 | 0.00 | 0.00 | 0.00 | 0.00 | 0.00 | 0.00 | 0.00 | 0.00 | |
| Transporte | 0.00 | 0.00 | 0.00 | 0.00 | 0.00 | 0.00 | 0.00 | 0.00 | 18.66 | 6,357.92 | 492.72 | 7,947.41 | 0.00 | 0.00 | 0.00 | 0.00 | 14,816.71 | 14,816.71 | 14,816.71 | |
| Industria | 0.00 | 0.00 | 0.00 | 0.00 | 0.00 | 0.00 | 0.00 | 1,659.50 | 373.11 | 130.06 | 9.61 | 691.08 | 1,142.92 | 0.00 | 1,013.16 | 0.00 | 3,359.94 | 5,019.44 | 5,019.44 | |
| Residencial | 0.00 | 0.00 | 0.00 | 0.00 | 32,211.48 | 0.00 | 32,211.48 | 1,408.35 | 1,436.49 | 0.00 | 67.28 | 0.00 | 0.00 | 0.00 | 0.00 | 0.00 | 1,503.77 | 2,912.12 | 35,123.59 | |
| Comercio y Servicios | 0.00 | 0.00 | 0.00 | 0.00 | 2,250.62 | 0.00 | 2,250.62 | 1,139.56 | 37.31 | 32.52 | 3.20 | 0.00 | 0.00 | 0.00 | 0.00 | 0.00 | 73.03 | 1,212.59 | 3,463.21 | |
| CONSUMO ENERGETICO | 0.00 | 0.00 | 0.00 | 0.00 | 34,462.09 | 0.00 | 34,462.09 | 5,008.20 | 1,865.57 | 6,524.97 | 577.76 | 8,803.66 | 1,142.92 | 0.00 | 1,013.16 | 0.00 | 19,928.02 | 24,936.23 | 59,398.32 | |
| NO ENERGETICO | 0.00 | 0.00 | 0.00 | 0.00 | 0.00 | 0.00 | 0.00 | 0.00 | 0.00 | 0.00 | 0.00 | 0.00 | 0.00 | 0.00 | 0.00 | 381.00 | 381.00 | 381.00 | 381.00 | |
| CONSUMO FINAL | 0.00 | 0.00 | 0.00 | 0.00 | 34,462.09 | 0.00 | 34,462.09 | 5,008.20 | 1,865.57 | 6,524.97 | 577.76 | 8,803.66 | 1,142.92 | 0.00 | 1,013.16 | 381.00 | 20,309.03 | 25,317.23 | 59,779.32 | |

Unidades KBEP

CONSUMO DE ENERGETICOS 2006



CONSUMO FINAL 2006



Abreviaturas utilizadas

| Descripción | Abreviatura |
|-------------------------|-------------|
| Petróleo | PETR |
| Carbón mineral | CRBN |
| Hidroenergía | HYDR |
| Geoenergía | GEOE |
| Leña | LEÑA |
| Bagazo de caña | BCAÑ |
| Electricidad | ELEC |
| Gas licuado de petróleo | GLP |
| Gasolina | GAS |
| Kerosene y turbo | KER |
| Diesel Oil | DOIL |
| Fuel Oil | FOIL |
| Orimulsión | ORIM |
| Petcoke | COQE |
| No energético | NOEN |

NOTA: En febrero y marzo de 2016, se realizó una revisión y actualización del balance energético, con información de la leña proporcionada por el Instituto Nacional de Estadística -INE-; de la participación en el consumo de energía eléctrica del Administrador del Mercado Mayorista -AMM-; del Keroseno, Turbo Jet, Coque y No Energéticos del balance petrolero 2006.